

NE2134Z



**ENGINEERING CODE**  
263CA51

**REFRIGERANT**  
R-134a

**POWER SUPPLY**  
220-240 V 50 Hz

**APPLICATION**  
LBP

**MOTOR TYPE**  
CSIR

**STANDARD**  
ASHRAE

**COOLING CAPACITY**  
361 W

**EFFICIENCY**  
1.26 W/W



DATA

GENERAL DATA

Model	NE2134Z
Type	Hermetic Reciprocating
Technology	ON/OFF
Compressor Application	LBP
Expansion Device	Capillary Tube or Expansion Valve
Compressor Cooling	Fan/220
HP	1/2
Starting Torque	HST
Plant	SLOVAKIA

ELECTRICAL DATA

Start Winding Resistance	31.5 Ω at 25°C
Run Winding Resistance	4.8 Ω at 25°C

## MECHANICAL DATA

Displacement	14.28 cm <sup>3</sup>
Oil Charge	350 ml
Oil Type	ESTER
Oil Viscosity	ISO22
Weight	11.7 Kg

## ELECTRICAL COMPONENTS

Start Capacitor	53-64 µf/330 V
CSR CSIR BOX	No
Starting Device Type	RELAY
Starting Device Description	MTRP-47*
Overload Protection	T0546/G6

## PERFORMANCE

### TESTED CONDITIONS

Tested Refrigerant	R-134a
Tested Application	LBP
Tested Standard	ASHRAE
Tested Cooling	Fan
Tested Voltage	220 V
Refrigerant Temperature	Dew

### RATED POINTS

Condensing Temperature °C	Evaporating Temperature °C	Cooling Capacity W	Efficiency W/W	Power Consumption W	Current A	Gas Flow Rate kg/h
54.4	-23.3	361	1.26	286	2.3	7

Test Condition: Liquid 32.2 °C, Return Gas 32.2 °C. Data generated in accordance to EN 12900:2013 polynomial equation and tolerance guidelines.

### PERFORMANCE CURVE

Condensing Temperature 35°C

Evaporating Temperature °C	Cooling Capacity W	Efficiency W/W	Power Consumption W	Current A	Gas Flow Rate kg/h
-30	280	1.23	228	2.08	5.42
-25	371	1.42	261	2.20	7.20
-20	483	1.63	297	2.31	9.40
-15	617	1.85	333	2.43	12.03
-10	774	2.11	367	2.55	15.14
-5	954	2.42	395	2.69	18.75

Test Condition: Liquid 32.2 °C, Return Gas 32.2 °C. Data generated in accordance to EN 12900:2013 polynomial equation and tolerance guidelines.

## PERFORMANCE CURVE

Condensing Temperature 45°C

Evaporating Temperature °C	Cooling Capacity W	Efficiency W/W	Power Consumption W	Current A	Gas Flow Rate kg/h
-30	262	1.11	236	2.12	5.08
-25	350	1.30	270	2.23	6.79
-20	459	1.48	311	2.35	8.92
-15	590	1.66	355	2.48	11.49
-10	743	1.86	400	2.63	14.54
-5	921	2.08	443	2.80	18.09

Test Condition: Liquid 32.2 °C, Return Gas 32.2 °C. Data generated in accordance to EN 12900:2013 polynomial equation and tolerance guidelines.

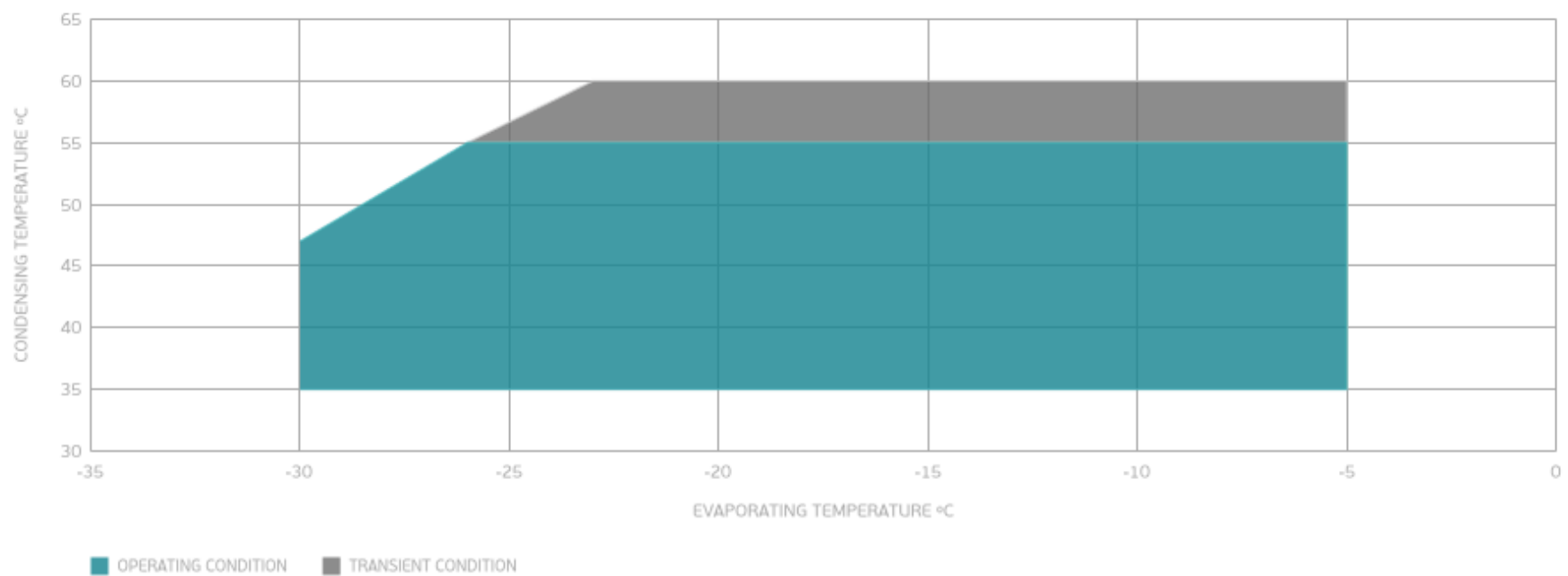
## PERFORMANCE CURVE

Condensing Temperature 55°C

Evaporating Temperature °C	Cooling Capacity W	Efficiency W/W	Power Consumption W	Current A	Gas Flow Rate kg/h
-25	326	1.20	273	2.26	6.33
-20	431	1.37	315	2.39	8.37
-15	557	1.53	364	2.53	10.86
-10	707	1.70	416	2.71	13.83
-5	881	1.87	471	2.91	17.31

Test Condition: Liquid 32.2 °C, Return Gas 32.2 °C. Data generated in accordance to EN 12900:2013 polynomial equation and tolerance guidelines.

## ENVELOPE



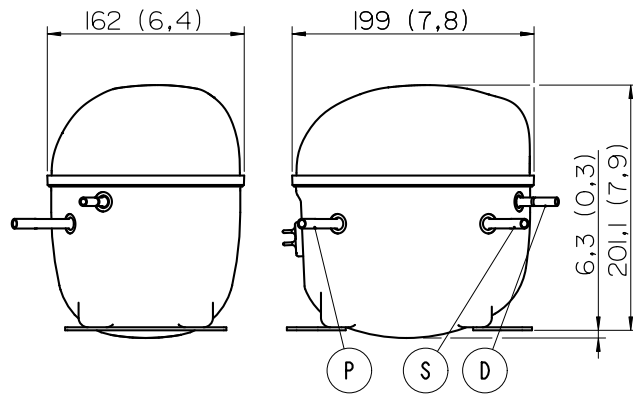
## External

### EXTERNAL CHARACTERISTICS

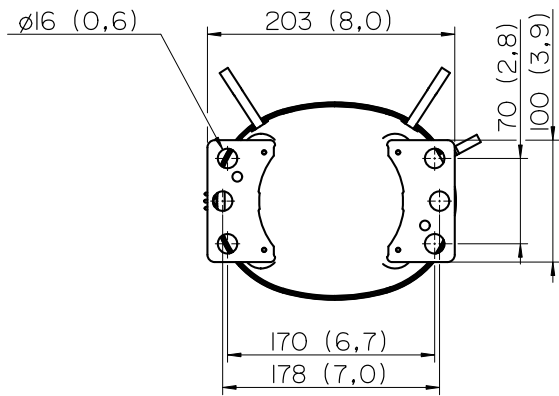
Base Plate		SMALL	
Tray Holder		NO	
Connector	Internal Diameter	Shape	Material
Suction	8.1 mm	SLANTED 42°	COPPER
Discharge	6.1 mm	STRAIGHT	COPPER
Process	6.1 mm	SLANTED 42°	COPPER

## EXTERNAL DIMENSIONS

### SHELL



### BASE



### FENCE

