

NE1130Z



**ENGINEERING CODE**  
262CA50



**REFRIGERANT**  
R-134a



**POWER SUPPLY**  
220-240 V 50 Hz



**APPLICATION**  
LBP



**MOTOR TYPE**  
RSIR



**STANDARD**  
ASHRAE



**COOLING CAPACITY**  
325 W



**EFFICIENCY**  
1.35 W/W



DATA

GENERAL DATA

Model	NE1130Z
Type	Hermetic Reciprocating
Technology	ON/OFF
Compressor Application	LBP
Expansion Device	Capillary Tube
Compressor Cooling	Fan/220
HP	1/3
Starting Torque	LST
Plant	SLOVAKIA

ELECTRICAL DATA

Start Winding Resistance	31.5 Ω at 25°C
Run Winding Resistance	6.4 Ω at 25°C

## MECHANICAL DATA

Displacement	12.11 cm <sup>3</sup>
Oil Charge	350 ml
Oil Type	ESTER
Oil Viscosity	ISO22
Weight	10.6 Kg

## ELECTRICAL COMPONENTS

CSR CSIR BOX	No
Starting Device Type	RELAY
Starting Device Description	MTRPH-0028*
Overload Protection	T0156/G5

## PERFORMANCE

### TESTED CONDITIONS

Tested Refrigerant	R-134a
Tested Application	LBP
Tested Standard	ASHRAE
Tested Cooling	Fan
Tested Voltage	220 V
Refrigerant Temperature	Dew

### RATED POINTS

Condensing Temperature °C	Evaporating Temperature °C	Cooling Capacity W	Efficiency W/W	Power Consumption W	Current A	Gas Flow Rate kg/h
54.4	-23.3	325	1.35	240	1.49	6.3

Test Condition: Liquid 32.2 °C, Return Gas 32.2 °C. Data generated in accordance to EN 12900:2013 polynomial equation and tolerance guidelines.

### PERFORMANCE CURVE

Condensing Temperature 35°C

Evaporating Temperature °C	Cooling Capacity W	Efficiency W/W	Power Consumption W	Current A	Gas Flow Rate kg/h
-30	252	1.31	192	1.31	4.87
-25	333	1.53	218	1.46	6.46
-20	432	1.74	248	1.62	8.39
-15	547	1.95	280	1.78	10.65
-10	679	2.17	313	1.94	13.27
-5	828	2.40	344	2.10	16.26

Test Condition: Liquid 32.2 °C, Return Gas 32.2 °C. Data generated in accordance to EN 12900:2013 polynomial equation and tolerance guidelines.

## PERFORMANCE CURVE

Condensing Temperature 45°C

Evaporating Temperature °C	Cooling Capacity W	Efficiency W/W	Power Consumption W	Current A	Gas Flow Rate kg/h
-30	235	1.19	198	1.24	4.55
-25	314	1.38	227	1.43	6.08
-20	409	1.56	261	1.62	7.95
-15	522	1.74	300	1.81	10.17
-10	653	1.90	343	2.00	12.76
-5	801	2.07	387	2.19	15.74

Test Condition: Liquid 32.2 °C, Return Gas 32.2 °C. Data generated in accordance to EN 12900:2013 polynomial equation and tolerance guidelines.

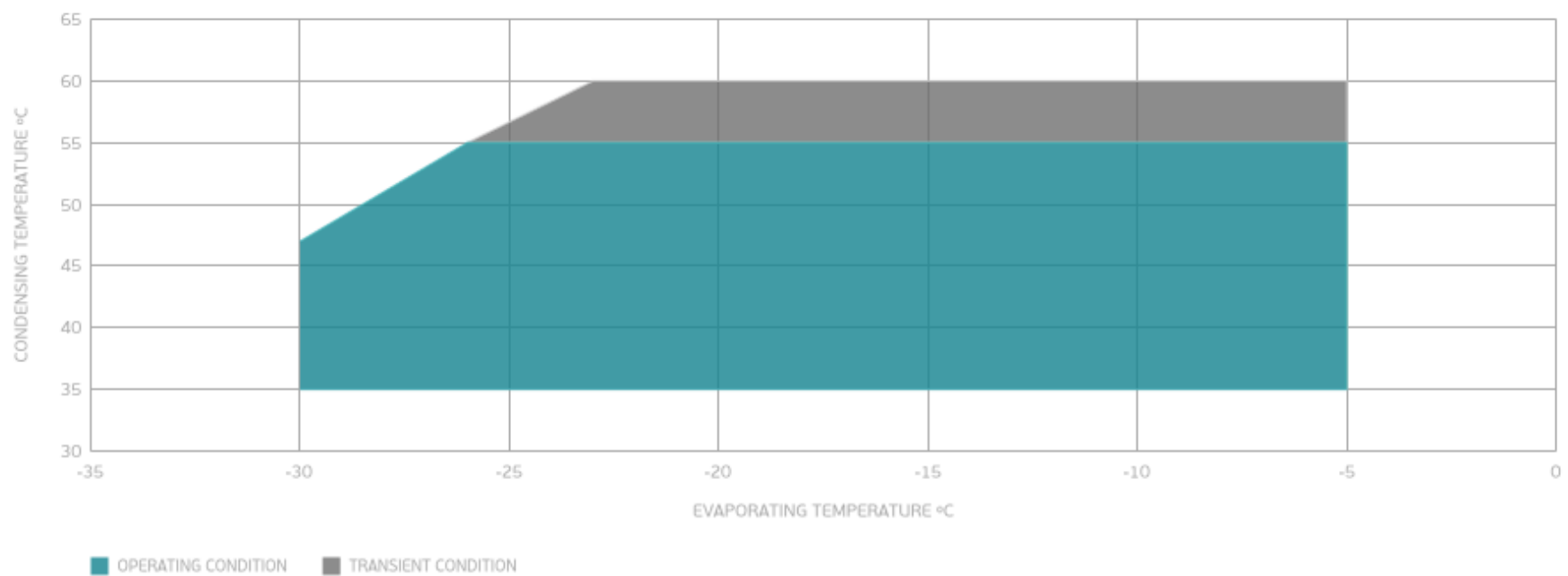
## PERFORMANCE CURVE

Condensing Temperature 55°C

Evaporating Temperature °C	Cooling Capacity W	Efficiency W/W	Power Consumption W	Current A	Gas Flow Rate kg/h
-25	294	1.29	229	1.41	5.71
-20	386	1.45	265	1.63	7.49
-15	495	1.60	309	1.85	9.65
-10	623	1.74	358	2.07	12.19
-5	770	1.87	411	2.29	15.13

Test Condition: Liquid 32.2 °C, Return Gas 32.2 °C. Data generated in accordance to EN 12900:2013 polynomial equation and tolerance guidelines.

## ENVELOPE



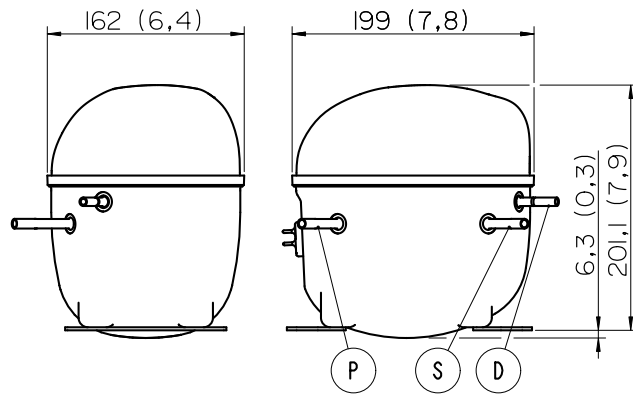
## External

### EXTERNAL CHARACTERISTICS

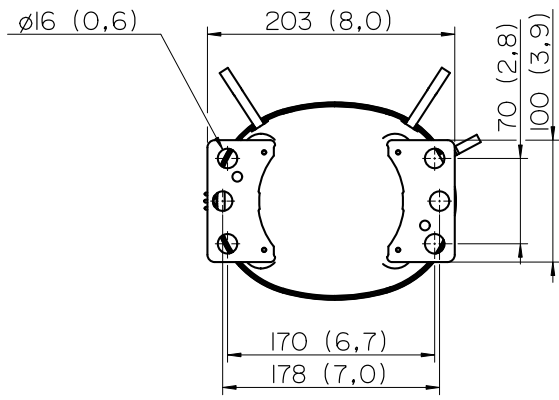
Base Plate		SMALL	
Tray Holder		NO	
<b>Connector</b>	<b>Internal Diameter</b>	<b>Shape</b>	<b>Material</b>
Suction	8.1 mm	SLANTED 42°	COPPER
Discharge	6.1 mm	STRAIGHT	COPPER
Process	6.1 mm	SLANTED 42°	COPPER

## EXTERNAL DIMENSIONS

### SHELL



### BASE



### FENCE

