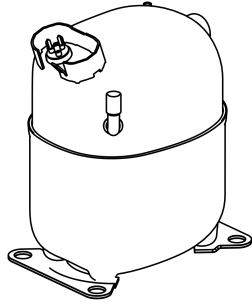


NJ2192GJ



ENGINEERING CODE
943CA19



REFRIGERANT
R-404A



POWER SUPPLY
220-240 V 50 Hz



APPLICATION
LBP



MOTOR TYPE
CSCR



STANDARD
ASHRAE



COOLING CAPACITY
1179 W



EFFICIENCY
1.25 W/W



DATA

GENERAL DATA

Model	NJ2192GJ
Type	Hermetic Reciprocating
Technology	ON/OFF
Compressor Application	LBP
Expansion Device	Capillary Tube or Expansion Valve
Compressor Cooling	Fan/220
HP	1 1/4
Starting Torque	HST
Plant	SLOVAKIA

ELECTRICAL DATA

Start Winding Resistance	7.43 Ω at 25°C
Run Winding Resistance	1.92 Ω at 25°C

MECHANICAL DATA

Displacement	26.11 cm ³
Oil Charge	750 ml
Oil Type	ESTER
Oil Viscosity	ISO22
Weight	21 Kg

ELECTRICAL COMPONENTS

Start Capacitor	88-108 µf/330 V
Run Capacitor	15.0 µf/440 V
CSR CSIR BOX	Yes
Starting Device Description	RVA2L3C
Overload Protection	15HM1962-248 (internal)

PERFORMANCE

TESTED CONDITIONS

Tested Refrigerant	R-404A
Tested Application	LBP
Tested Standard	ASHRAE
Tested Cooling	Fan
Tested Voltage	220 V
Max Refrigerant Charge	800 g
Refrigerant Temperature	Dew

RATED POINTS

Condensing Temperature °C	Evaporating Temperature °C	Cooling Capacity W	Efficiency W/W	Power Consumption W	Current A	Gas Flow Rate kg/h
54.4	-23.3	1179	1.25	939	5.1	27.27

Test Condition: Liquid 32.2 °C, Return Gas 32.2 °C. Data generated in accordance to EN 12900:2013 polynomial equation and tolerance guidelines.

PERFORMANCE CURVE
Condensing Temperature 35°C

Evaporating Temperature °C	Cooling Capacity W	Efficiency W/W	Power Consumption W	Current A	Gas Flow Rate kg/h
-40	543	1.02	533	3.54	12.46
-35	745	1.19	625	3.84	17.14
-30	992	1.37	724	4.18	22.89
-25	1288	1.56	825	4.57	29.86
-20	1639	1.77	923	5.00	38.19
-15	2048	2.02	1016	5.47	48.02
-10	2521	2.30	1098	5.98	59.50

Test Condition: Liquid 32.2 °C, Return Gas 32.2 °C. Data generated in accordance to EN 12900:2013 polynomial equation and tolerance guidelines.

PERFORMANCE CURVE
Condensing Temperature 45°C

Evaporating Temperature °C	Cooling Capacity W	Efficiency W/W	Power Consumption W	Current A	Gas Flow Rate kg/h
-40	462	0.86	536	3.46	10.57
-35	659	1.03	639	3.84	15.12
-30	899	1.19	753	4.26	20.72
-25	1188	1.36	874	4.72	27.49
-20	1531	1.53	998	5.21	35.60
-15	1930	1.72	1121	5.74	45.18
-10	2393	1.93	1238	6.30	56.37

Test Condition: Liquid 32.2 °C, Return Gas 32.2 °C. Data generated in accordance to EN 12900:2013 polynomial equation and tolerance guidelines.

PERFORMANCE CURVE
Condensing Temperature 55°C

Evaporating Temperature °C	Cooling Capacity W	Efficiency W/W	Power Consumption W	Current A	Gas Flow Rate kg/h
-30	781	1.04	751	4.37	17.96
-25	1063	1.19	890	4.92	24.54
-20	1396	1.35	1037	5.49	32.41
-15	1787	1.50	1188	6.10	41.73
-10	2238	1.67	1338	6.73	52.62

Test Condition: Liquid 32.2 °C, Return Gas 32.2 °C. Data generated in accordance to EN 12900:2013 polynomial equation and tolerance guidelines.

ENVELOPE



External

EXTERNAL CHARACTERISTICS

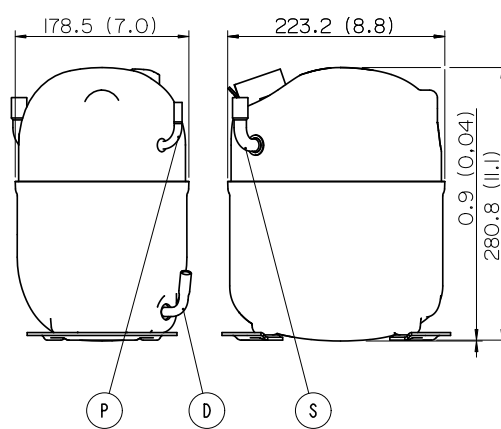
Base Plate LARGE

Tray Holder NO

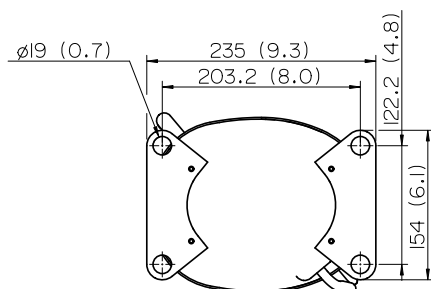
Connector	Internal Diameter	Shape	Material
Suction	12.7 mm	ROTOLOCK(EX. THR. 1"-14UNS-2A)	STEEL
Discharge	8 mm	SLANTED J	COPPER
Process	6.42 mm	VERTICAL	COPPER

EXTERNAL DIMENSIONS

SHELL



BASE



FENCE

