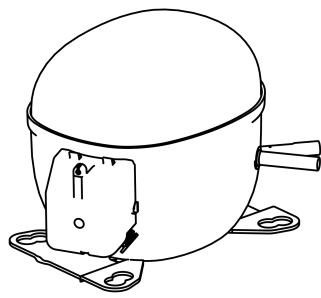


NT6215Z



ENGINEERING CODE
212AN06

REFRIGERANT
R-134a

POWER SUPPLY
200-240 V 50
Hz/230 V 60 Hz

APPLICATION
HBP

MOTOR TYPE
CSIR

STANDARD
ASHRAE



COOLING CAPACITY
1606 W

EFFICIENCY
2.5 W/W

DATA

GENERAL DATA

Model	NT6215Z
Type	Hermetic Reciprocating
Technology	ON/OFF
Compressor Application	HBP
Expansion Device	Capillary Tube or Expansion Valve
Compressor Cooling	Fan/200
HP	1/2+
Starting Torque	HST
Plant	SLOVAKIA

ELECTRICAL DATA

Start Winding Resistance	13.8 Ω at 25°C
Run Winding Resistance	2.7 Ω at 25°C

MECHANICAL DATA

Displacement	17.39 cm ³
Oil Charge	450 ml
Oil Type	ESTER
Oil Viscosity	ISO22
Weight	17 Kg

ELECTRICAL COMPONENTS

Start Capacitor	64-77 µf/330 V
CSR CSIR BOX	No
Starting Device Type	RELAY
Starting Device Description	MTRP-46*
Overload Protection	T0540/G8

PERFORMANCE

TESTED CONDITIONS

Tested Refrigerant	R-134a
Tested Application	HBP
Tested Standard	ASHRAE
Tested Cooling	Fan
Tested Voltage	200 V
Max Refrigerant Charge	800 g
Refrigerant Temperature	Dew

RATED POINTS

Condensing Temperature °C	Evaporating Temperature °C	Cooling Capacity W	Efficiency W/W	Power Consumption W	Current A	Gas Flow Rate kg/h
54.4	7.2	1606	2.5	642	3.91	35.53

Test Condition: Subcooling 8.3 K, Return Gas 35 °C. Data generated in accordance to EN 12900:2013 polynomial equation and tolerance guidelines.

PERFORMANCE CURVE

Condensing Temperature 35°C

Evaporating Temperature °C	Cooling Capacity W	Efficiency W/W	Power Consumption W	Current A	Gas Flow Rate kg/h
-15	773	2.26	342	2.73	14.27
-10	996	2.63	379	2.86	18.44
-5	1262	3.03	417	2.98	23.46
0	1574	3.49	450	3.11	29.38
5	1931	4.06	476	3.23	36.24
10	2334	4.77	489	3.36	44.10

Test Condition: Subcooling 8.3 K, Return Gas 35 °C. Data generated in accordance to EN 12900:2013 polynomial equation and tolerance guidelines.

PERFORMANCE CURVE

Condensing Temperature 45°C

Evaporating Temperature °C	Cooling Capacity W	Efficiency W/W	Power Consumption W	Current A	Gas Flow Rate kg/h
-15	663	1.79	370	2.80	13.23
-10	860	2.09	412	2.97	17.20
-5	1096	2.38	461	3.14	22.02
0	1374	2.68	513	3.33	27.74
5	1695	3.01	563	3.52	34.41
10	2058	3.39	607	3.72	42.08

Test Condition: Subcooling 8.3 K, Return Gas 35 °C. Data generated in accordance to EN 12900:2013 polynomial equation and tolerance guidelines.

PERFORMANCE CURVE

Condensing Temperature 55°C

Evaporating Temperature °C	Cooling Capacity W	Efficiency W/W	Power Consumption W	Current A	Gas Flow Rate kg/h
-10	723	1.67	432	3.08	15.77
-5	928	1.91	485	3.31	20.35
0	1171	2.14	547	3.55	25.82
5	1453	2.37	614	3.81	32.24
10	1775	2.60	683	4.08	39.67

Test Condition: Subcooling 8.3 K, Return Gas 35 °C. Data generated in accordance to EN 12900:2013 polynomial equation and tolerance guidelines.

ENVELOPE



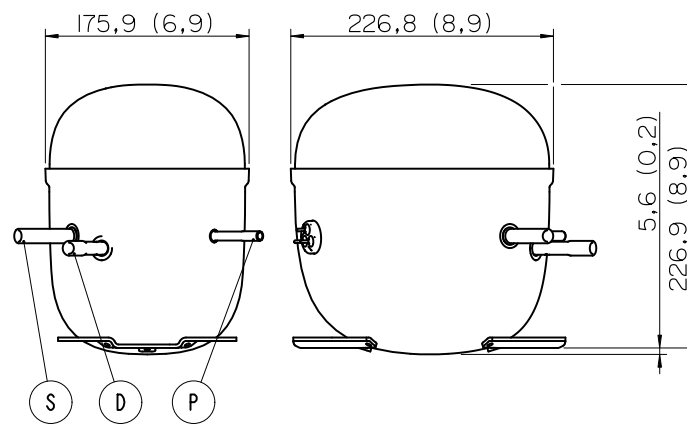
External

EXTERNAL CHARACTERISTICS

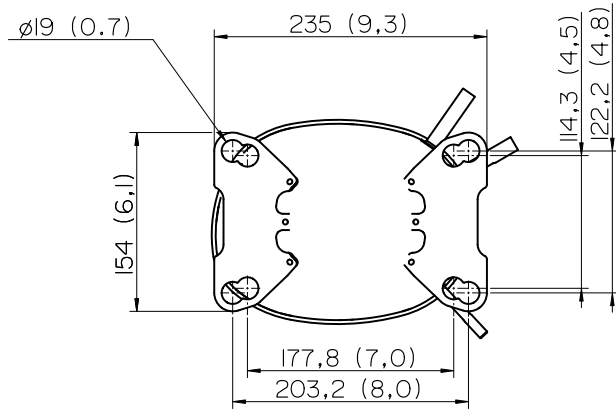
Base Plate		UNI	
Tray Holder		NO	
Connector	Internal Diameter	Shape	Material
Suction	9.6 mm	SLANTED 42°	COPPER
Discharge	6.42 mm	STRAIGHT	COPPER
Process	6.42 mm	VERTICAL	COPPER

EXTERNAL DIMENSIONS

SHELL



BASE



FENCE

