

NE1121Z



ENGINEERING CODE
262AA47



REFRIGERANT
R-134a



POWER SUPPLY
220-240 V 50 Hz



APPLICATION
LBP



MOTOR TYPE
RSIR



STANDARD
CECOMAF



COOLING CAPACITY
187 W



EFFICIENCY
0.98 W/W



DATA

GENERAL DATA

Model	NE1121Z
Type	Hermetic Reciprocating
Technology	ON/OFF
Compressor Application	LBP
Expansion Device	Capillary Tube
Compressor Cooling	Fan/220
HP	1/4
Starting Torque	LST
Plant	SLOVAKIA

ELECTRICAL DATA

Start Winding Resistance	39.85 Ω at 25°C
Run Winding Resistance	7.3 Ω at 25°C

MECHANICAL DATA

Displacement	9.26 cm ³
Oil Charge	350 ml
Oil Type	ESTER
Oil Viscosity	ISO22
Weight	10.6 Kg

ELECTRICAL COMPONENTS

CSR CSIR BOX	No
Starting Device Type	RELAY
Starting Device Description	MTRP-0073*
Overload Protection	T0480/G6

PERFORMANCE

TESTED CONDITIONS

Tested Refrigerant	R-134a
Tested Application	LBP
Tested Standard	CECOMAF
Tested Cooling	Fan
Tested Voltage	220 V
Refrigerant Temperature	Dew

RATED POINTS

Condensing Temperature °C	Evaporating Temperature °C	Cooling Capacity W	Efficiency W/W	Power Consumption W	Current A	Gas Flow Rate kg/h
55	-25	187	0.98	191	-	4.46

Test Condition: Subcooling 0 K, Return Gas 32 °C. Data are an indication of performance based simulation.

PERFORMANCE CURVE

Condensing Temperature 35°C

Evaporating Temperature °C	Cooling Capacity W	Efficiency W/W	Power Consumption W	Current A	Gas Flow Rate kg/h
-30	195	1.19	164	-	3.86
-25	258	1.39	185	-	5.12
-20	334	1.60	209	-	6.64
-15	424	1.82	232	-	8.45
-10	528	2.07	255	-	10.57
-5	647	2.37	273	-	13.02

Test Condition: Subcooling 0 K, Return Gas 32 °C. Data are an indication of performance based simulation.

PERFORMANCE CURVE

Condensing Temperature 45°C

Evaporating Temperature °C	Cooling Capacity W	Efficiency W/W	Power Consumption W	Current A	Gas Flow Rate kg/h
-30	165	0.98	168	-	3.56
-25	222	1.16	191	-	4.79
-20	290	1.33	217	-	6.28
-15	371	1.50	247	-	8.07
-10	466	1.68	277	-	10.17
-5	575	1.88	306	-	12.62

Test Condition: Subcooling 0 K, Return Gas 32 °C. Data are an indication of performance based simulation.

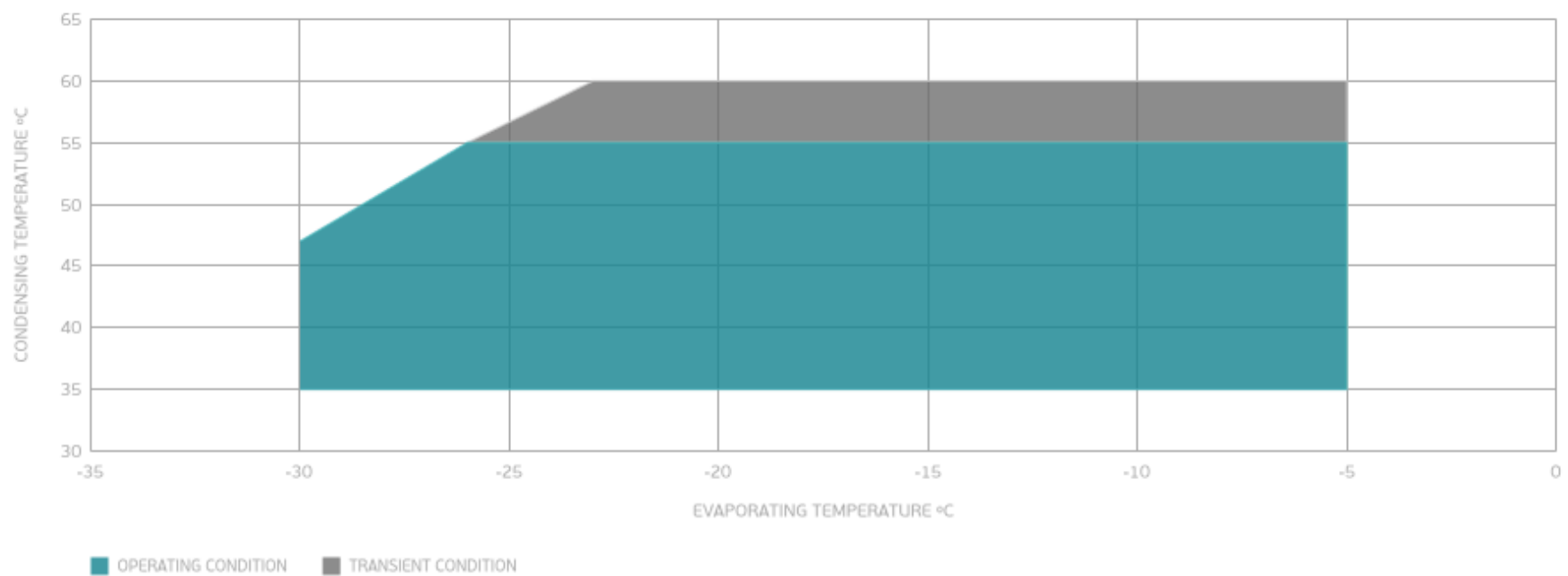
PERFORMANCE CURVE

Condensing Temperature 55°C

Evaporating Temperature °C	Cooling Capacity W	Efficiency W/W	Power Consumption W	Current A	Gas Flow Rate kg/h
-25	187	0.98	191	-	4.46
-20	247	1.13	219	-	5.90
-15	319	1.27	252	-	7.65
-10	403	1.40	287	-	9.72
-5	502	1.55	324	-	12.16

Test Condition: Subcooling 0 K, Return Gas 32 °C. Data are an indication of performance based simulation.

ENVELOPE



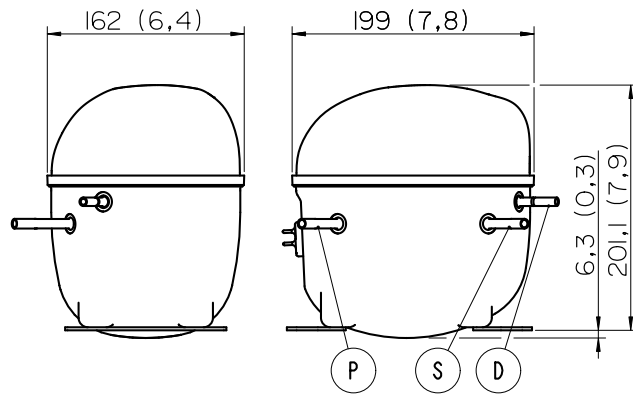
External

EXTERNAL CHARACTERISTICS

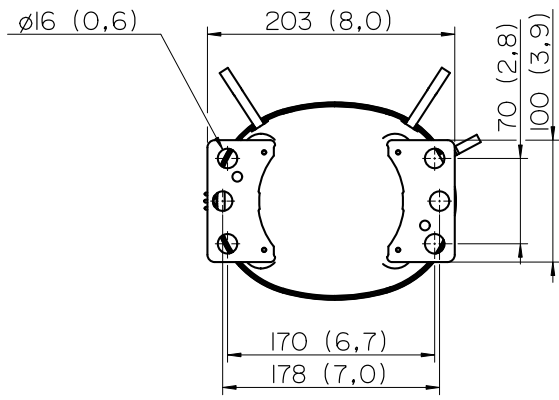
Base Plate		SMALL	
Tray Holder		YES	
Connector	Internal Diameter	Shape	Material
Suction	6.1 mm	SLANTED 42°	COPPER
Discharge	4.86 mm	STRAIGHT	COPPER
Process	6.1 mm	SLANTED 42°	COPPER

EXTERNAL DIMENSIONS

SHELL



BASE



FENCE

